

BLP-ET

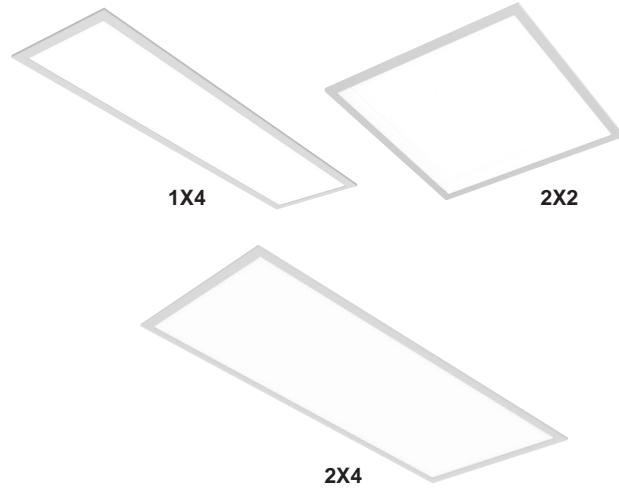
**Backlit LED Panel Light - Selectable Wattage/CCT
T-Bar Grid / Suspension Mount / Surface Mount
Suitable for Damp Locations**

We reserve the right to revise the design or components of any product without notice.

CATALOG #		TYPE
PROJECT/LOCATION		
APPROVED BY		

SPECIFICATIONS

- DRIVER — Universal Voltage 120-277V Electronic Driver with 0-10V Dimming.
- FINISH — Painted White (WH).
- LENS — Frosted polystyrene lens provides even illumination and low glare.
- HOUSING — Aluminum frame with rigid die-formed steel back enclosure which prevents fixture from warping over time.
- LIGHT ENGINE — Selectable Wattages. Backlit LED technology with even light distribution.
- COLOR TEMPERATURE — Selectable CCT: 3000K / 3500K / 4000K / 5000K / 6500K. CRI >80.
- EMERGENCY — Optional Emergency Battery.
- MOUNTING — Recessed mount in T-Bar grid ceiling with integral earthquake clips for secure attachment. Optional Surface or Suspension mounting available.
- OPERATIONAL TEMP — -20°C to 50°C (-4°F to 122°F).
- OPERATIONAL RATED LIFE — 100,000 Hours
- COMPLIANCE — Built to comply with U.S. and Canadian Safety Standards. RoHS / FCC / DLC Compliant. IC Rated for Insulated Ceilings. cUL/US Listed suitable for Damp Location.
- WARRANTY — 5-Year Limited Warranty.



ORDERING INFO

Series	Size	LED Wattage	CCT	Voltage	Finish	Options
ORDERING GUIDE:						

SERIES

BLP-ET = Backlit LED Panel Light - Tunable

SIZE

14 = 1' X 4'
22 = 2' X 2'
24 = 2' X 4'

LED WATTAGE

See Chart Below for Size/Wattage Compatibility
SLED = *Selectable LED Wattages

LED COLOR TEMPERATURE (CCT)

SCCT = *Selectable CCT: 3000K | 3500K | 4000K | 5000K | 6500K

**Note: Fixtures will ship from factory at lowest wattage and warmest CCT. It is the installer's responsibility to set the fixture at the desired wattage and CCT for their project.*

VOLTAGE

UNV = Universal Volt (120-277v) Driver
— 0-10V Dimming is standard

FINISH

WH = White Finish

MOUNTING OPTIONS

SMK-14 = 1X4 Surface Mount Kit
SMK-22 = 2X2 Surface Mount Kit
SMK-24 = 2X4 Surface Mount Kit
SSPM2 = Suspension Mounting Kit | 2-Cable
SSPM4 = Suspension Mounting Kit | 4-Cable
Note: All Mounting kits are to be ordered as a separate line item.

EMERGENCY BATTERY OPTIONS

EL12W = 12W Emergency Battery Backup

Size	Wattage (Nominal)	Lumens (Nominal)
1X4	18W 24W 28W	2295lm 3060lm 3570lm
2X2	18W 24W 30W	2295lm 3060lm 3825lm
2X4	30W 40W 50W	3825lm 5100lm 6000lm

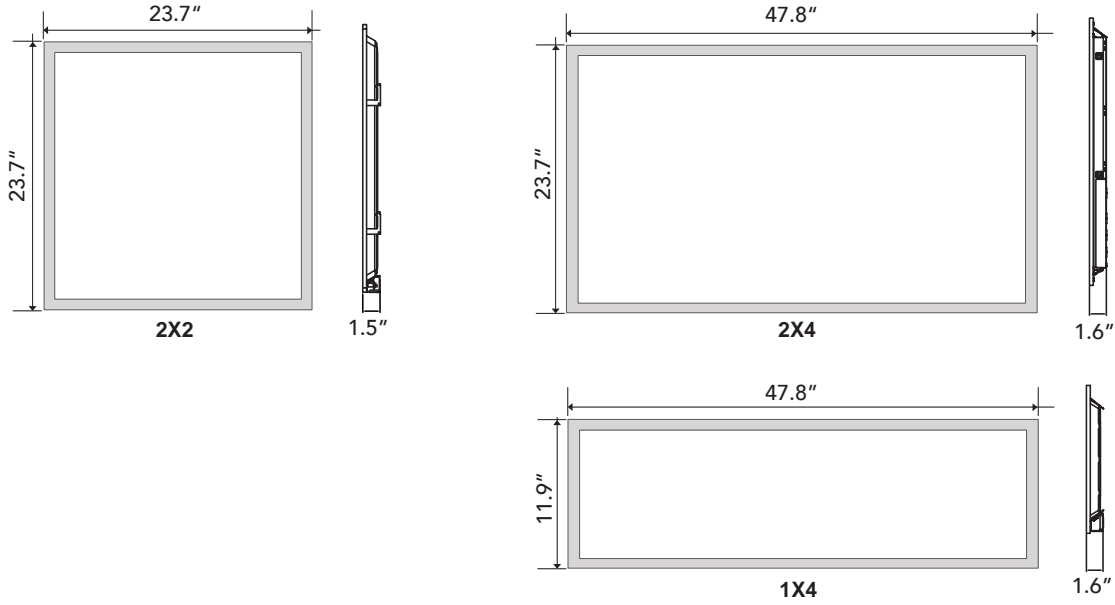
BLP-ET

*Backlit LED Panel Light - Selectable Wattage/CCT
T-Bar Grid / Suspension Mount / Surface Mount
Suitable for Damp Locations*

We reserve the right to revise the design or components of any product without notice.

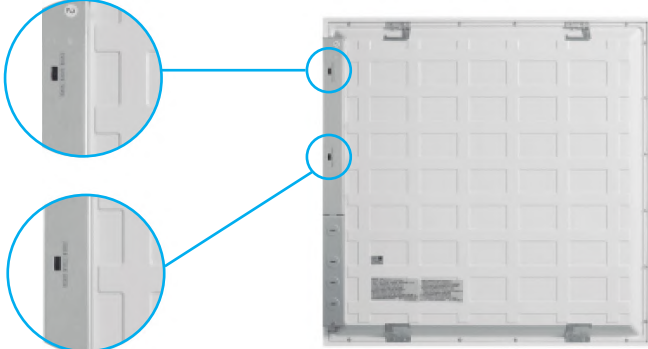
CATALOG #		TYPE
PROJECT/LOCATION		
APPROVED BY		

DIMENSIONS




FEATURES

CCT Selectable

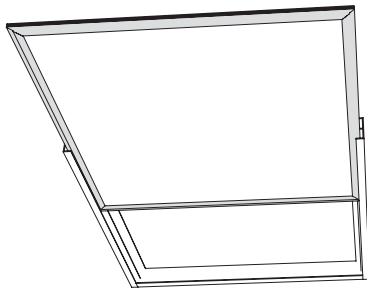


Wattage Selectable

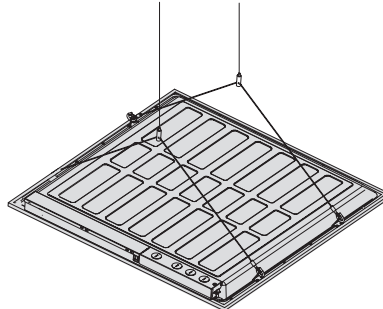


Integral earthquake clips for secure attachment to recessed T-bar grid ceiling.

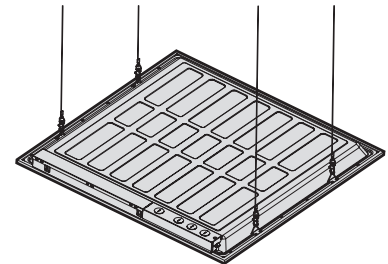
MOUNTING OPTIONS



Optional Surface Mount Kit (SMK)



Optional Suspension Mount
2-Cable Kit (SSPM2)



Optional Suspension Mount
4-Cable Kit (SSPM4)