

Tundra 3 Series

LED Shallow Box Light High Performance / Outdoor Lighting IP65 Rated

We reserve the right to revise the design or components of any product without notice.

CATALOG #		TYPE
PROJECT/LOCATION		
APPROVED BY		

SPECIFICATIONS

- DRIVER — Universal Voltage 120/277V Electronic Driver - Class II UL listed. Surge protection: 10KA Standard.
- HOUSING — Die-cast aluminum heat sink - LED TC<75°C (@25°C ambient). Provides excellent thermal management for long lifespan.
- FINISH — Bronze finish is standard. Black and White finish are optional.
- LENS — Tempered/Shatter-Resistant Glass.
- LIGHT ENGINE — Energy efficient LED - High Efficacy up to 120LPW. Dimming, Photocell, and Motion Sensor options are available.
- LED DISTRIBUTION — Type III is Standard. Type V is Optional.
- LED LIFETIME — 150,000hrs per L70 TM-21@ 25°C.
- OPERATIONAL TEMPERATURE — -25°C to +45°C.
- REFLECTOR — High purity anodized aluminum reflector.
- MOUNTING — Slip Fitter (SLPF), Straight Arm (STRA), Trunnion Bracket (TRUN), or Yoke Bracket (YOKE).
- HARDWARE — S316 Stainless steel screws for corrosion resistance.
- COMPLIANCE — Built to comply with U.S. and Canadian safety standards. UL/cUL Listed. Class II. UL1598 suitable for wet locations. IP65 Rated.
- WARRANTY — 5 Year Limited Warranty.



LED WATTAGE MODELS



LED65



LED105



LED140



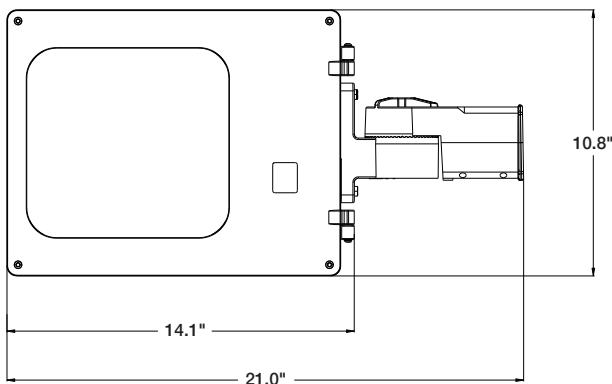
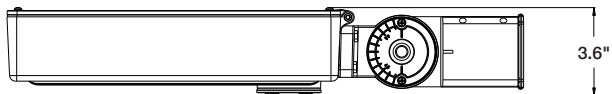
LED210



LED300

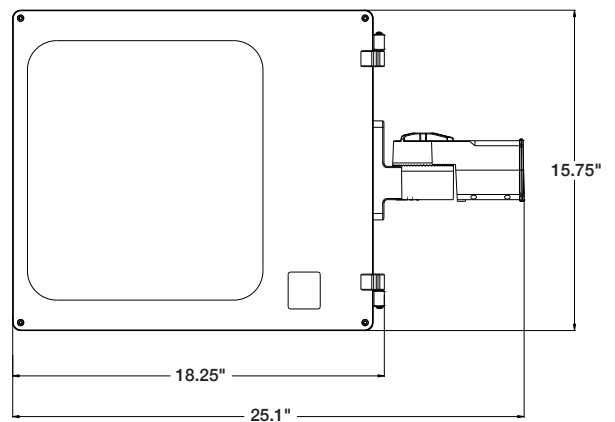
DIMENSIONS

LED65 / LED105 / LED140 MODELS



DIMENSIONS

LED210 / LED300 MODELS



MOUNTING TYPES



Slip Fitter (SLPF)



Straight Arm (STRA)

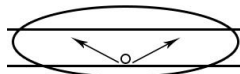


Trunnion Bracket (TRUN)

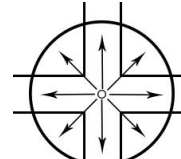


Yoke Bracket (YOKE)

LED DISTRIBUTION TYPES



TYPE III
40° Lateral Width



TYPE V
360° Radial Coverage

LED SYSTEM SPECIFICATION SUMMARY							
LED WATTAGE	LUMENS OUTPUT (LM)*	EFFICACY (LM/W)	CCT	POWER FACTOR	THD	CRI	FIXTURE DIMENSIONS
65 Watt	7800 Lumens	120 lm/W	5000K	>90%	<20%	75	21.0"L x 10.8"W x 3.6"H
105 Watt	12,600 Lumens	120 lm/W	5000K	>90%	<20%	75	
140 Watt	16,800 Lumens	120 lm/W	5000K	>90%	<20%	75	
210 Watt	25,620 Lumens	120 lm/W	5000K	>90%	<20%	75	25.1"L x 15.75"W x 4.4"H
300 Watt	36,000 Lumens	120 lm/W	5000K	>90%	<20%	75	

*NOTE: Lumen Output listed is estimated based upon delivered lumens at 5000K CCT.

ORDERING GUIDE:

Series	Mounting	Distribution	LED Wattage	Color Temp	Voltage	Finish	Options
<input type="text"/>	<input type="text"/>	<input type="text"/>	<input type="text"/>	<input type="text"/>	<input type="text"/>	<input type="text"/>	<input type="text"/>

SERIES

TD3 = Tundra 3 Series

MOUNTING

SLPF = Slip Fitter
STRA = Straight Arm
TRUN = Trunnion Bracket
YOKE = Yoke Bracket

LED DISTRIBUTION TYPE

III = Type III Distribution (40° Lateral Width) - Standard
V = Type V Distribution (360° Radial Coverage)

LED WATTAGE

LED65 = 65 Watt LED
LED105 = 105 Watt LED (Includes Standard Dimmable Driver)
LED140 = 140 Watt LED
LED210 = 210 Watt LED
LED300 = 300 Watt LED

*See LED System Chart for Lumen Info

LED COLOR TEMPERATURE

4K = ±4000K range
45K = ±4500K range
5K = ±5000K range

VOLTAGE

347 = 347 Volt
480 = 480 Volt
EBU = Universal Volt (120-277v)

FINISH

BK = Black
BZ = Bronze — Standard
WHT = White

OPTIONS

9328 = Universal Integral Photocell 120/277V
D7 = 0-10V low-voltage dimming
MS11 = Motion Sensor Integral (Single Circuit)
—Light Level: OFF / ALL-ON