

GR11S

Garage Round 11" Diameter Luminaire
Selectable LED Wattage / CCT
RoHS Compliant / Wet Location

We reserve the right to revise the design or components of any product without notice.

CATALOG #		TYPE
PROJECT/LOCATION		
APPROVED BY		

SPECIFICATIONS

- DRIVER — Universal Voltage (120~277V) electronic driver with 0-10V dimming.
- HOUSING — Die cast aluminum housing.
- LENS — Translucent optical polycarbonate lens for even light distribution.
- LIFE SPAN — >50,000 Hours.
- LIGHT ANGLE — 135°.
- LIGHT ENGINE — Energy Efficient LED - Selectable Wattage / CCT.
- MOUNTING — Mounting plate directly mounts to ceiling or J-BOX is Standard.
Optional Pendant Mount is available.
- OPERATING TEMPERATURE — -40°F~+104°F (-40°C TO +40°C)
- COMPLIANCE — Built to comply with U.S. and Canadian Safety Standards. RoHS Compliant.
ETL and DLC Listed. IP65 Rated, Suitable for Wet Locations.
- WARRANTY — 5 Year Limited Warranty.



ORDERING INFO

ORDERING GUIDE:	Series	Mounting	Wattage	CCT	Voltage	Finish	Options

SERIES

GR11S = Garage Round 11" Dia. - Selectable Wattage / CCT

MOUNTING

- **CM** = Ceiling Mount (w/Mounting Plate)
- **PEND12-SWC-RR** = Pendant 12" Length Conduit Stem (1/2" IPS)
— Includes Swivel Canopy for 4" Round Box
- **PEND12-SWC-SR** = Pendant 12" Length Conduit Stem (1/2" IPS)
— Includes Swivel Canopy for 4" Square Box

WATTAGE

SLED = *Selectable LED Wattages: 75W | 60W | 50W | 40W

COLOR TEMPERATURE (CCT)

SCCT = *Selectable CCT: 3000K | 4000K | 5000K

**Note: Fixtures will ship from factory at lowest wattage and warmest CCT. It is the installer's responsibility to set the fixture at the desired wattage and CCT for their project.*

VOLTAGE

- **347** = 347 Volt
- **UNV** = Universal Volt (120-277v) Electronic Driver

STANDARD FINISH

- **BK** = Black Finish
- **BZ** = Bronze Finish
- **WH** = White Finish

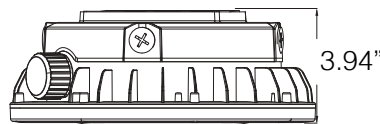
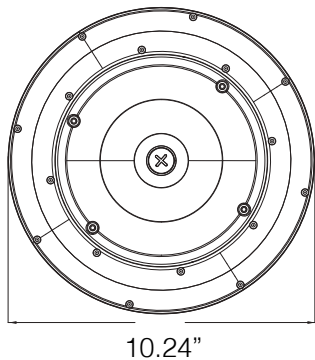
SENSOR OPTIONS

- **BLDA-E** = Bi-Level Dimming | Motion Sensor External
— Ambient Light Sensing
— Plug-and-Play Installation
— Bluetooth Enabled

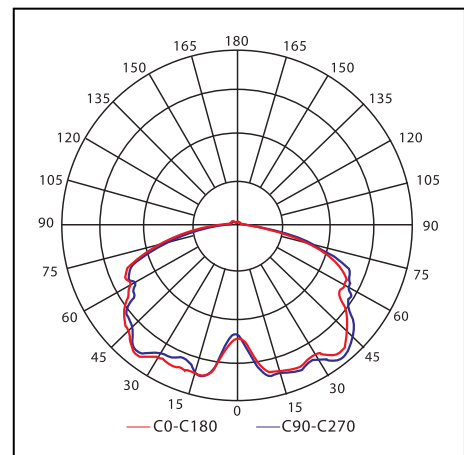
EMERGENCY BATTERY OPTIONS

EL8W = Integral LED 8 Watt

DIMENSIONS



PHOTOMETRIC DIAGRAM



GR11S

Garage Round 11" Diameter Luminaire
Selectable LED Wattage / CCT
RoHS Compliant / Wet Location

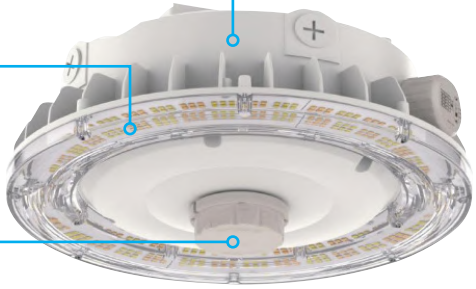
We reserve the right to revise the design or components of any product without notice.


CATALOG #		TYPE
PROJECT/LOCATION		
APPROVED BY		

PRODUCT FEATURES / OPTIONS

Housing
Durable, High Quality Die-Cast Aluminum


Lens
Translucent Optical Polycarbonate Lens






Motion Sensor (Optional)
Motion Sensing / Ambient Light Sensing / Plug-and-Play Installation


Mounting Plate
Suitable for J-BOX mounting.



Power Cord

Emergency Battery (Optional)
8 Watt Emergency Battery Backup






POWER SET	75W	60W	50W	40W	FIELD CCT
	ON	ON	ON	ON	
	1 2	1 2	1 2	1 2	
					3000K
					4000K
					5000K

Selectable Wattage / CCT Controller
Allows the user to adjust the wattage / CCT according to their specification.

PENDANT SWIVEL CANOPY TYPES



Swivel Canopy 4" for Round/Octagonal J-BOX
Rapid Mount with Hinged Door
(SWC-RR)

Swivel Canopy 4" for Square J-BOX
Rapid Mount with Hinged Door
(SWC-SR)

GR11S

Garage Round 11" Diameter Luminaire
Selectable LED Wattage / CCT
RoHS Compliant / Wet Location

We reserve the right to revise the design or components of any product without notice.

CATALOG #		TYPE
PROJECT/LOCATION		
APPROVED BY		

PHOTOMETRIC DATA

Summary of Results GR11S-CM-SLED75-SCCT50-UNV-WH					
Lumen Output	Efficacy	Input Power	CCT	Distribution	BUG Rating
10,029.7 Lumens	135.7 Lm/W	73.9W	5000K	Type VS	B3-U3-G2

LCS Summary	
Zone	Lumens
Forward Low (0-30)	788.1
Forward Medium (30-60)	2,384.8
Forward High (60-80)	1,345.2
Forward Very High (80-90)	177.4
Back Low (0-30)	789.2
Back Medium (30-60)	2,439.3
Back High (60-80)	1,465.9
Back Very High (80-90)	220.8
Up Low (90-100)	127.3
Up High (100-180)	291.7

