

Step Light LED



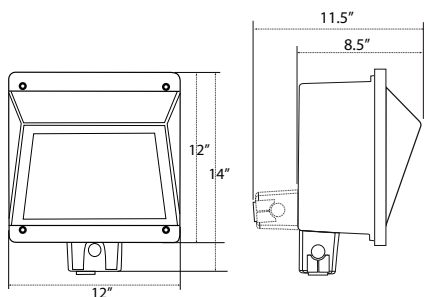
We reserve the right to revise the design or components of any product without notice.

Catalog Number	
Project/Location	Type
Approved By	

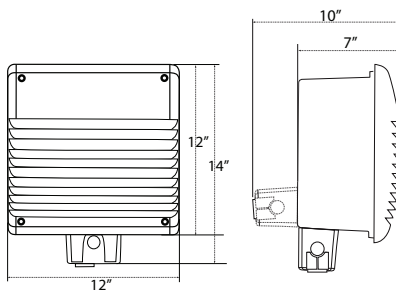
Indoor/Outdoor: Recessed Step Light
new LED technology — **Directional Light**

SPECIFICATIONS

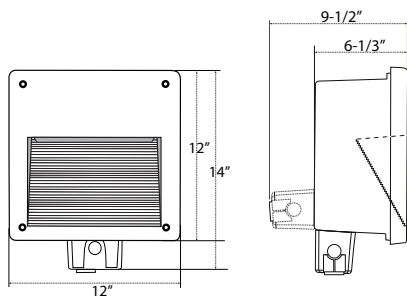
- DRIVER — Constant Current & Constant Voltage
- GASKETING — High temperature, non-aging black EPDM and/or neoprene rubber concealed in housing pocket and enclosed by cast-in drip shield and rear wire entrance hole to protect against outside contaminants
- HOUSING — Seamless—s die cast aluminum -- Finished in Bronze oven baked Polyester Powder Coat
- LAMP — Super-Bright White LED: LED25H = 90 Initial LPW — INCLUDED
- LENS — 85 .156" Clear Tempered Glass Standard
- LENS FASTENERS — Stainless steel tamperproof screws --(2) To secure lens in place
- LUMENS — Initial lumen values of super-bright LEDs degrade over time based on several factors including, and not limited to, ambient temperatures of the board they are inserted into, the effects of heat sinking, the ambient conditions of the fixtures and the environment the fixture is used in.
- MOUNTING — Adjustable knuckle with 1/2" NPT threads
- POWER FACTOR — Electronic Driver
- REFLECTOR — .032 Prescription Specular aluminum for high efficiency and reduce arc tube voltage rise.
- UL/ULC — UL/ULC Listed to U.S. and Canadian safety standards - Suitable for wet locations



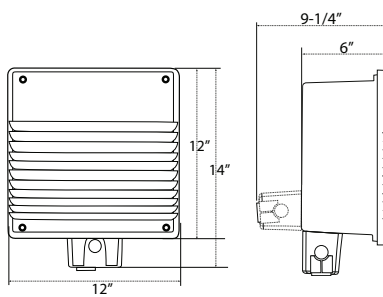
Shown in Style A



Shown in Style C



Shown in Style B



Shown in Style D



Step Light shown in Style A



Step Light shown in Style C

Lamp Size/Type	SPL
Dimensions	12"sq x 9" deep
LED	6/12w

Catalog Number Ordering Guide

Example: **SPL-C LED6W**

- SERIES** — SPL = Step Light Series
- STYLE**
- A = Style A Lens Faceplate
 - B = Style B Inverted Grill Faceplate
 - C = Style C Rounded Grill Faceplate
 - D = Style D Flat Grill Faceplate
- LAMP TYPE/QUANTITY/WATTAGE**
- LED6 = 6 Watt, Super-Bright White LED
 - LED12 = 12 Watt, Super-Bright White LED
- COLOR TEMP(Kelvin)**
LED Color Temp Varies
- WW = Warm White (+/- 2700K)
 - CW = Cool White (+/- 4700K-5100K)
 - VC = Very Cool White (+/- 6500K)

- PRIMARY VOLTAGE**
- 120 = 120 Volts
 - 277 = 277 Volts
- EBU** = High Temp Universal Volt (120-277v) Electronic Ballast
- FINISH**
- BK = Black
 - BZ = Bronze Standard
 - PNA = Painted Natural Aluminum
 - SGR = Silver Gray
 - WH = White

- OPTIONS**
- LED-EC1 = (1) Three Watt LED Lamp for Emergency Circuits (Patent Pending)
 - EMPK0056 = 5 Watt LED Battery Back Up
 - RGB = Color Changing Lamp (Consult Factory)



Step Light LED

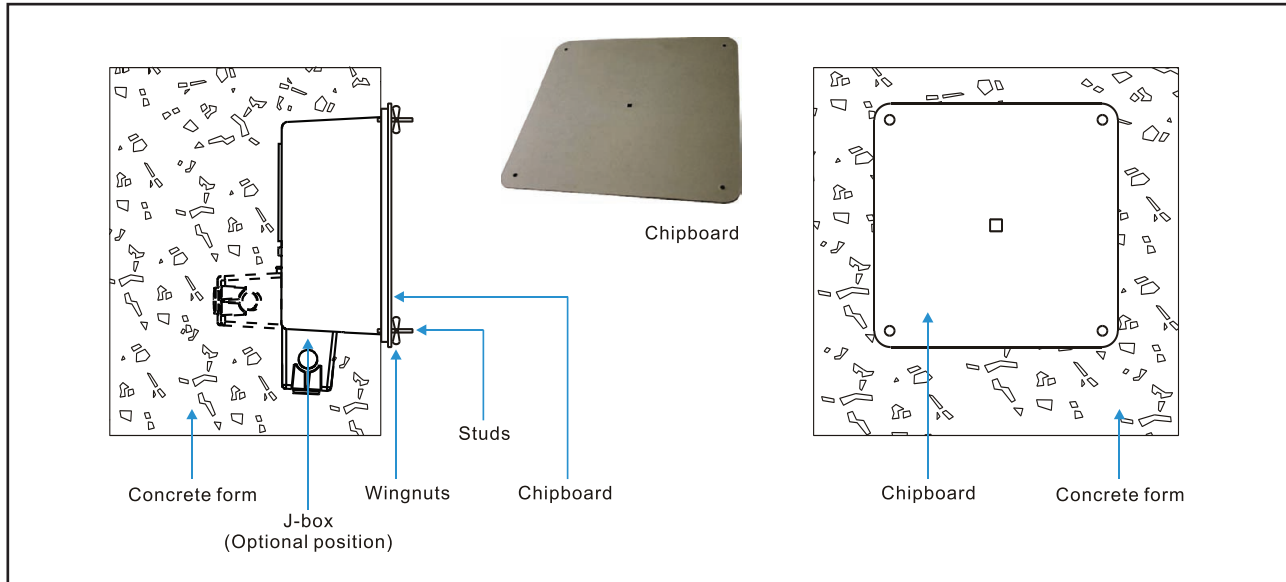
Indoor/Outdoor: Recessed Step Light
new LED technology — **Directional Light**



We reserve the right to revise the design or components of any product without notice.

Catalog Number	
Project/Location	Type
Approved By	

INSTALLATION INSTRUCTION



SPECIFICATION

