

Aries 2

Super Slim Galileo Sconce


Narrow Rectangular Diffuser with Shield

We reserve the right to revise the design or components of any product without notice.

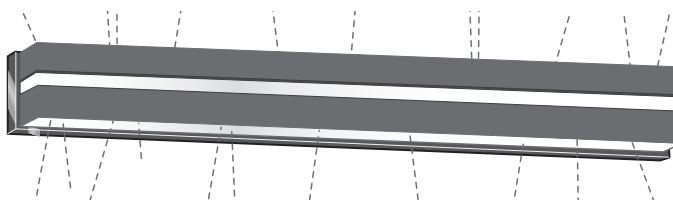
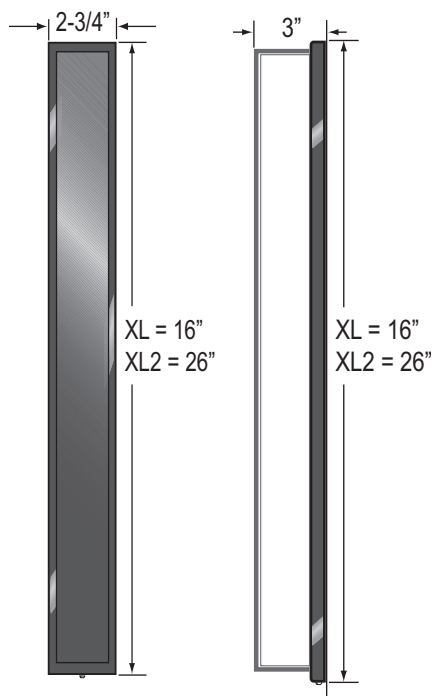
CATALOG #		TYPE
PROJECT/LOCATION		
APPROVED BY		

SPECIFICATIONS

- BACKPLATE — 16 Ga. aluminum (AL).
- DIFFUSER — White translucent, fully enclosed non-yellowing 100% virgin acrylic, .125 Thick (1/8").
- DRIVER — LED Driver: Constant Current 120~277V EBU.
- FASTENERS — Stainless steel tamperproof screws —(2) To secure lens in place.
- FINISH — Corrosion and Weather resistant, extremely durable pre-treated oven baked polyester powder.
- GASKETING — High Temp., non-aging black EPDM and/or neoprene rubber around the entire lens perimeter & rear wire entrance hole to protect against dust, moisture & outside contaminants.
- MOUNTING — Use (4) or (6) 5/16" diameter holes for 1/4" diameter bolts for outdoor or indoor. 7/8" KO in Center for Wire Access. Must derate lamping for horizontal.
- SHIELD — Aluminum Solid Shield. Specify Finish. Optional Center Window (CW) with Color Window Options available. Optional Perfix (PX).
- COMPLIANCE — Built to comply with U.S. and Canadian safety standards. Suitable for wet locations.



Solid Shield Perfix (PX)



Aries 2 - Horizontal Mount
Shown with Optional Center Window (CW)

GRAVURA FINISHES



White Vein (WVN)



Black Vein (BVN)



Gold Marble (GMB)



Travertine (TVT)

ORDERING GUIDE:

Series	Size	LED Wattage	Color	CRI	Voltage	Finish	Options

NOTES:

- Consult Factory with requests regarding lamp sources including LED, color temp, wattages or voltages not shown.
- Backbox (BB) Required (where text bold and note#2 shown)
- Consult Factory: May Require Lower Wattage or Backbox

SERIES

A12-SM = Aries 2 Series Super Slim Sconce

SIZE

XL = 2 3/4" W x 16" H x 3" D
XL2 = 2 3/4" W x 26" H x 3" D

LED WATTAGE

LED15 = 15 Watt LED (For XL Size)
LED20 = 20 Watt LED (For XL2 Size)

LED COLOR TEMPERATURE

27K = ±2700K Range
3K = ±3000K Range
35K = ±3500K Range
4K = ±4000K Range
5K = ±5000K Range

COLOR RENDERING INDEX OPTIONS

80CRI = 80 Color Rendering Index - STANDARD
90CRI = 90 Color Rendering Index
96CRI = 96 Color Rendering Index

VOLTAGE

EBU = High Temp Universal Volt (120-277V)

FINISH

Standard Paint Finish

BK = Black
BZ = Bronze
PNA = Painted Natural Aluminum
SGR = Silver Gray
WH = White

Custom Order Paint Finish

CC = Custom Color (Provide Specs)
GV = Gravura Finish (See Chart)
—Additional Gravura Finishes Available
—(Consult Factory)

OPTIONS

9002 = Tamperproof Screwdriver
BB = Back Box - for Surface Conduit (2" Depth)
CM = Ceiling Mount
D7 = 0-10V Low-Voltage Dimming
HM = Horizontal Mount
CW = Center Window
Color Window Options:
AM = Amber
BL = Blue
GN = Green
RD = Red
WH = WH
CC = Custom Color (Consult Factory)
PX = Perfix
TUC = Tunable Color — RGBWW
TUW = Tunable White — 2700K-5000K