

Estonia Series

EMERGENCY LIGHTING

Low-Profile Indoor/Outdoor Surface Mount
LED Lamping

We reserve the right to revise the design or components of any product without notice.

CATALOG #		TYPE
PROJECT/LOCATION		
APPROVED BY		

SPECIFICATIONS

- APPLICATION — LED based low-profile wall sconce which features standard Emergency Lighting (EL): Emergency light provided automatically upon failure of normal utility power. Operation Temperature 0°C~50°C. Optional Cold Weather Package: -20°C~50°C.
- EMERGENCY — Internal solid state transfer switch automatically connects 4.8V nickel cadmium battery and provides minimum of 90 minutes of emergency lighting. Integral charger auto-initiates to recharge a discharged battery within 24hrs. Self-Diagnostic Test feature diagnoses the unit to ensure reliable performance and operation.
- FINISH — Extremely durable oven baked Polyester Powder coat finish. Finishes include Black, Bronze, or White. Consult Factory for Custom Color Finish.
- GASKETING — Sealed with a 1/8" closed-cell silicone gasket for Damp and Wet location installations.
- HOUSING — Architectural, decorative design die-cast aluminum with durable powder coat finishes.
- LENS — UV stable Polycarbonate lens allows 94% light transmission.
- LIGHT ENGINE — 12 Watt LED (1286 Lumens in AC Mode / 350 Lumens in EL Mode). Field Selectable Wiring for AC operation of unit to be controlled by wall-switch, photocell, or other type of switching device.
- MOUNTING — Quick and easy surface mount installation via easy back plate connector for most standard size J-Boxes. Universal K.O. template on back plate for wall mount. Threaded opening at the top for conduit mount.
- PHOTOCELL — Photocell Sensor included as standard.
- REFLECTOR — Mirrored reflector for enhanced light output.
- COMPLIANCE — Built to comply with U.S. and Canadian safety standards. Suitable for wet locations. Meets UL924, NFPA 101 Life Safety Code, NEC, OSHA, and Local & State Codes.



ORDERING INFORMATION

Series	Style	Wattage	CCT	Voltage	Finish	Options
ORDERING GUIDE:						

SERIES

ES = Estonia Series

STYLE

- EL = Emergency Lighting
 - Automatically Switches On to Provide 90 Minutes of Emergency Lighting during Power Outage
 - Automatically Self-Recharges Discharged Battery within 24Hrs
 - Includes Self-Diagnostic Test Feature

WATTAGE

- LED12 = 12 Watt LED
 - 1286 Lumens in AC Mode
 - 350 Lumens in EL Mode

COLOR TEMPERATURE (CCT)

5K = ±5000K range

VOLTAGE

UNV = Universal Volt (120-277v) Electronic Driver

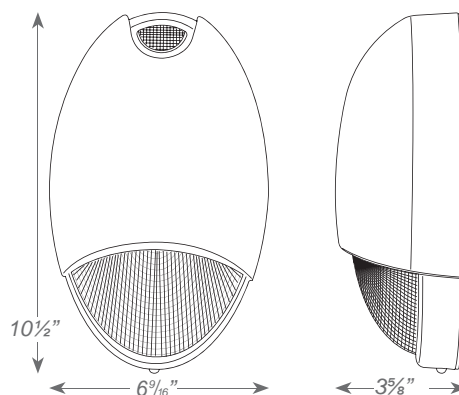
FINISH

- BK = Black Finish
- BZ = Bronze Finish
- WH = White Finish
- NK = Nickel Finish

OPTIONS

- CWT = Optional Cold Weather Package:
 - (-20°C - 50°C)

DIMENSIONS



Estonia Series EMERGENCY LIGHTING

Low-Profile Indoor/Outdoor Surface Mount
LED Lamping

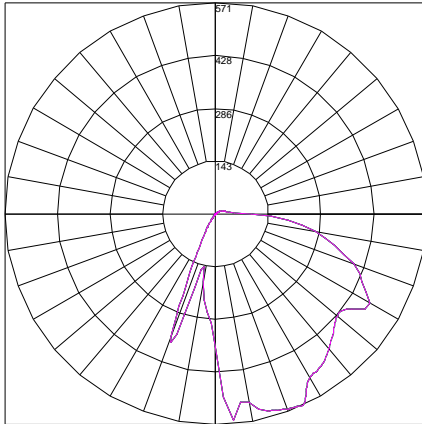
We reserve the right to revise the design or components of any product without notice.

CATALOG #		TYPE
PROJECT/LOCATION		
APPROVED BY		

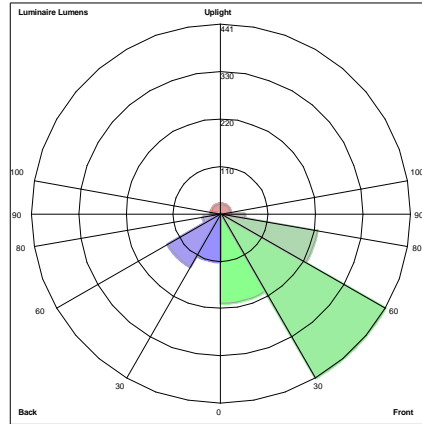
PHOTOMETRIC DATA

Test #: ITL86922 Test Catalogue #: ES-EL-LED12-UNV-5K-BK-CWT Test Date: 3/1/2018							
Lamp Output	Lumen Efficacy	Input Voltage	Input Current	Input Wattage	Distribution Type	Color Temp	BUG Rating
1274.9 Lumens	86.1 LPW	120.0V	0.257A	14.8W	Type IV	5000K	B1-U2-G1

POLAR GRAPH



LUMINAIRE CLASSIFICATION SYSTEM (LCS) GRAPH

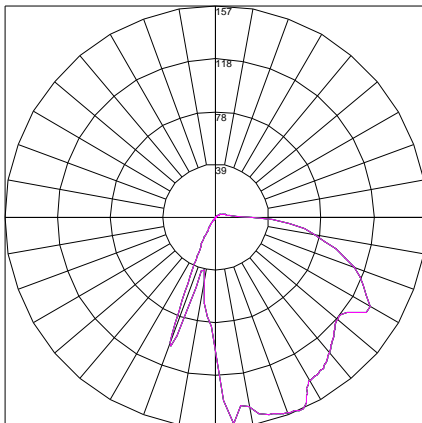


LCS Summary

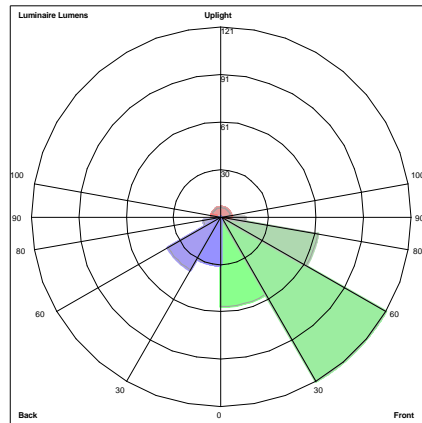
Zone	Lumens
Forward Low (0-30)	207.5
Forward Medium (30-60)	440.5
Forward High (60-80)	227.3
Forward Very High (80-90)	55.5
Back Low (0-30)	111.3
Back Medium (30-60)	141.7
Back High (60-80)	41.4
Back Very High (80-90)	4.8
Up Low (90-100)	22.8
Up High (100-180)	22.1

Test #: ITL86923 Test Catalogue #: ES-EL-LED12-UNV-5K-BK-CWT-(EMERGENCY MODE) Test Date: 3/2/2018							
Lamp Output	Lumen Efficacy	Input Voltage	Input Current	Input Wattage	Distribution Type	Color Temp	BUG Rating
351.4 Lumens	114.5 LPW	4.80V	0.639A	3.07W	Type IV	5000K	B0-U1-G1

POLAR GRAPH



LUMINAIRE CLASSIFICATION SYSTEM (LCS) GRAPH



LCS Summary

Zone	Lumens
Forward Low (0-30)	57.1
Forward Medium (30-60)	121.4
Forward High (60-80)	62.6
Forward Very High (80-90)	15.3
Back Low (0-30)	30.7
Back Medium (30-60)	39.2
Back High (60-80)	11.5
Back Very High (80-90)	1.3
Up Low (90-100)	6.3
Up High (100-180)	6.0