

TelleLight™

SR-Series

TelleLight™ is the cutting edge convergence of LED fixtures, **Qualified** bluetooth mesh, bluetooth sensors, bluetooth fixture controls & control software.

Further enhancing your project with ease of installation & use. Adding new levels of flexibility, energy efficiency, management and quality.



PacWave™



SILVAIR

*TelleLight™ Trademark is Pending

*Meets Bluetooth Qualification Process
July 2017, Declaration No.: D036228 / D036327

TelleLight™

SR-Series



PacWave™



Microwave & PIR BLE Sensors



Wireless Switches




BLE Fixture Control & Power Pack

SILVAIR

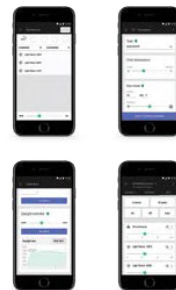
Commissioning



Browser Based Planning Software



Team / Development



iOS - Onsite Implementation



Denali

Biscayne 2

PG12

PG14

VTH

EGR

VTC-S

VTB

574

Eclipse equips their high efficacy, high quality LED fixtures with state-of-the-art sensors and controls that enable them to securely communicate via Bluetooth mesh over 1000's of nodes.

For 30+ years, PacWave has produced superior lighting controls and related electrical power and protection components. Today, PacWave is an innovator in Bluetooth mesh control solutions with the largest range of qualified Bluetooth mesh devices in the marketplace. The PacWave platform offers numerous choices of sensors, wireless switches, dimming power packs and fixture controllers.

Silvoir provides complete and flexible lighting control solutions based on Bluetooth mesh networking technology. Silvoir monitoring tools provide real-time and historical data for tracking energy consumption.

TelleLight™

SR-Series

- **Lighting Control Features:**

- Complex Wiring is History!
- *Qualified Bluetooth Mesh Products / **Bluetooth SIG Specification**
- Software: Browser Designed & Collaborative
- Software: Onsite iOS Commissioned
- Software: 7 Built-In Scenarios + Customization
- Software Configured Dimming & Timers
- Software: Multiple Zone Configurable
- Software: Ambient Light & Daylight Harvesting
- Futureproof, with Software Updates
- EnOcean Compatible Switches
- **Remote Monitoring Capable

- **Fixtures Options**

- Lumens and Wattage Options
- CCT Options
- Mounting Options
- Emergency Options (Consult Factory)

*** Meets Bluetooth Qualification Process**

July 2017 Declaration No.: D036228 / D036327

**** Remote Monitoring is Available Via Additional Equipment and Services**

-
- Depending upon fixture type, wireless controls can be incorporated within the fixture. Consult Factory.
 - Project layout and design are executed via a web browser interface. Team collaboration is available.
 - Fixtures can be configured individually or in multiples within a Meshed Zone via a handheld Apple iOS Smart Device.
 - Designers and building professionals can rely on the most advanced interoperability possible in the marketplace — both today and in the future. Every PacWave component is fully qualified in compliance with Bluetooth mesh networking specifications published by **Bluetooth SIG**.

TelleLight™

SR-Series



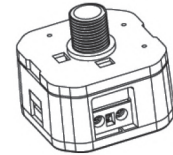
TSW1
BLE Dimming
Wall Switch



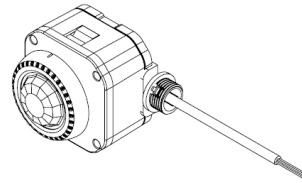
TSW2
BLE Dimming
Wall Switch



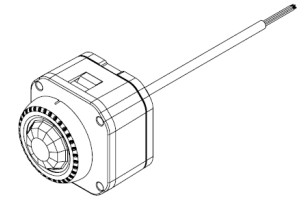
Side Mount (TSS1)
Microwave
Sensor BLE




Bottom Mount (TSS2)
Microwave
Sensor BLE



Side Mount (TSS3/TSS5)
PIR BLE Sensor



Bottom Mount (TSS4/TSS6)
PIR BLE Sensor



(TSS7) / (TSS8)
PIR Sensor BLE



Bottom Mount (TSS9)
Microwave
Sensor BLE

TelleLight Devices					
MODEL CODE	DESCRIPTION	FUNCTION	Height	Mounting	IP RATING
TSS1	Microwave Sensor with BLE	Occupancy + Dimming	8' - 40'	Side	IP65
TSS2	Microwave Sensor with BLE	Occupancy + Dimming	8' - 40'	Bottom	IP65
TSS3	PIR BLE Sensor	Occupancy + Dimming	8' - 12'	Side	IP65
TSS4	PIR BLE Sensor	Occupancy + Dimming	8' - 12'	Bottom	IP65
TSS5	PIR BLE Sensor	Occupancy + Dimming	13' - 40'	Side	IP65
TSS6	PIR BLE Sensor	Occupancy + Dimming	13' - 40'	Bottom	IP65
TSS7	PIR BLE Sensor	Occupancy + Dimming + Daylight Harvest	8'	Bottom	*
TSS8	PIR BLE Sensor	Occupancy + Dimming	8'	Bottom	*
TSS9	Microwave Sensor with BLE	Occupancy + Dimming	10'	Bottom	IP65
(*) Consult Factory					
TSC1	2-CH Fixture Controller	BLE Controller + Dimming	12-24 VDC Input, 0-10VDC X2 Output		
TSC2	2-CH Fixture Controller	BLE Controller + Dimming + CCT Tuning	18-48 VDC Input, 0-10VDC X2 Output		
TSC3	1-CH Fixture Controller	BLE Controller + Dimming	12-24 VDC Input, 0-10VDC X1 Output		
TSW1	BLE Dimming Wall Switch	Manually Switching	White, 120-277VAC Input, BLE Output		
TSW2	BLE Dimming Wall Switch	Switch + PIR Occupancy + Ambient Light	White, 120-277VAC Input, BLE Output		
TPP1	Power Pack	1-Required per ISS & ISC Device	100-277 VAC Input		



All Designs Copyright © 2019 Eclipse Lighting Inc. | 9245 W. Ivanhoe St. | Schiller Park, IL 60176
 PH: 847-260-0333 | FX: 847-260-0344 | Email: quotes@eclipselightinginc.com | Web: eclipselightinginc.com