

LHBL

Linear High Bay Lensed Luminaire Suspended Mounting INDOOR LED Linear Fixture

We reserve the right to revise the design or components of any product without notice.

CATALOG #		TYPE
PROJECT/LOCATION		
APPROVED BY		

SPECIFICATIONS

- DRIVER — Universal Voltage 120/277V Electronic driver is standard. Driver Efficiency >87% | Power Factor >0.95 | THD <20%. 0-10VDC Dimming is standard.
- HOUSING — Aluminum Construction.
- FINISH — Pre-painted white polyester polymer finish with minimum 82% reflectivity.
- MOUNTING — Suspension Mounting is standard. Pendant Mounting is Optional.
- LIGHT ENGINE — Energy efficient Light Emitting Diode. ~130lm/w.
- LED COLOR TEMPERATURE — 3000K / 4000K / 5000K / 6000K | 80CRI.
- SENSOR — Infrared Integrated Sensor.
- EMERGENCY — Selectable Emergency Power: 10W / 15W / 20W.
- COMPLIANCE — Built to comply with U.S. and Canadian safety standards. Suitable for Dry or Damp Location.
- WARRANTY — 5-Year Standard Warranty.

APPLICATIONS

- WAREHOUSES
- SUPERMARKETS
- FACTORIES
- GYMNASIUMS
- AIRPORT / STATION LIGHTING
- OTHER COMMERCIAL / INDUSTRIAL APPLICATIONS

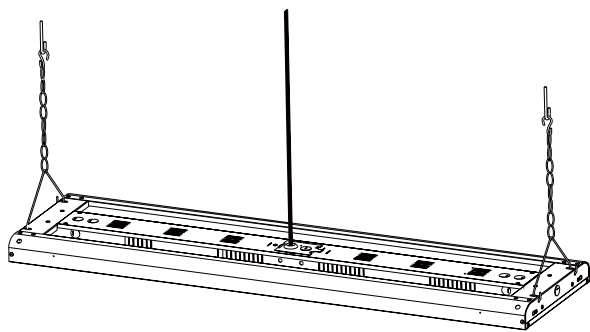


BOTTOM

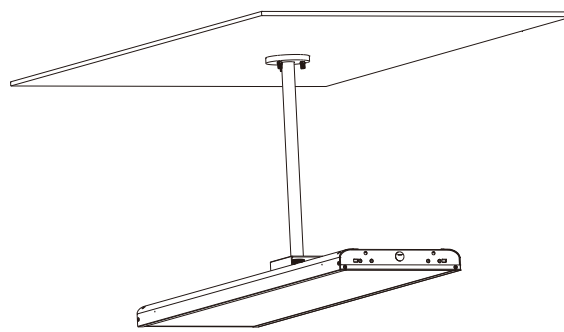


TOP

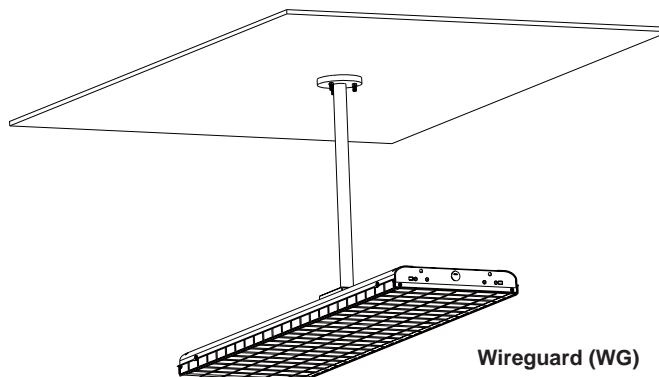
MOUNTING / OPTIONS



Chain Suspension (CHN)
STANDARD



Pendant Mount (PEND)

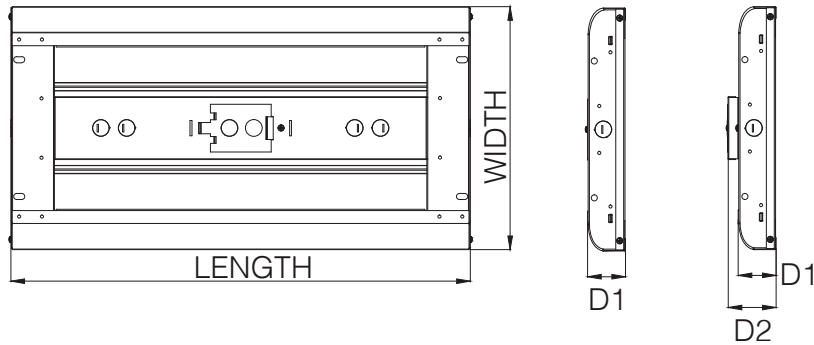


Wireguard (WG)

SENSOR / EMERGENCY OPTIONS



DIMENSIONS



Size / Wattage	Length	Width	Depth 1	Depth 2
2-Foot 80 Watt	23.82"	12.60"	2.17"	2.60"
2-Foot 110 Watt	23.82"	12.60"	2.17"	2.60"
2-Foot 165 Watt	23.82"	17.32"	2.17"	2.60"
4-Foot 165 Watt	45.79"	12.60"	2.17"	N/A
4-Foot 225 Watt	45.79"	12.60"	2.17"	N/A
4-Foot 320 Watt	45.79"	17.32"	2.17"	2.60"

LHBL SIZE / LED WATTAGE			
FIXTURE SIZE	LED WATTAGE	LIGHT EFFICACY	LUMENS (Delivered)
LHBL 2-Foot	80W	130lm/w	10,400 Lms
LHBL 2-Foot	110W	130lm/w	14,300 Lms
LHBL 2-Foot	165W	130lm/w	21,450 Lms
LHBL 4-Foot	165W	130lm/w	21,450 Lms
LHBL 4-Foot	225W	130lm/w	29,250 Lms
LHBL 4-Foot	320W	130lm/w	41,600 Lms

ORDERING GUIDE:

Series	Length	LED Wattage	Color Temp	Voltage	Finish	Options
<input type="text"/>	<input type="text"/>	<input type="text"/>	<input type="text"/>	<input type="text"/>	<input type="text"/>	<input type="text"/>

SERIES
LHBL = Linear High Bay Lensed LED Luminaire

LENGTH
Refer to Above Dimensions Chart / Diagrams
2' = 2-Foot Length
4' = 4-Foot Length

LED WATTAGE
Refer to Above Size/LED Wattage Chart
Photometric Data Available on Pg. 3

LED COLOR TEMPERATURE
3K = ±3000K range - 80CRI
4K = ±4000K range - 80CRI
5K = ±5000K range - 80CRI
6K = ±6000K range - 80CRI

VOLTAGE
347 = 347 Volt (LHBL 4-Foot 225W / 320W Only)
480 = 480 Volt (LHBL 4-Foot 225W / 320W Only)
EBU = Universal Volt (120-277v) Electronic Driver
— 0-10VDC Dimming is Standard

FINISH
WH = White Finish — STANDARD

MOUNTING / DIFFUSER OPTIONS
CHN = Chain Mounting — STANDARD
PEND = Pendant Mount
WG = Wire Guard

SENSOR OPTIONS
MSI = Integral Infrared Motion Sensor
— Max Load: -800/1200VA@120/277V
— Low Bay Lens: 30ft@25ft Height/360
— High Bay Lens: 30ft@40ft Height/360
— Time Setting: 30s - 30min. (adjustable)
— Light Control: 10 - 300Lux (adjustable)
— Humidity/Temp: May.95%RH / -10°F~167°F

EMERGENCY OPTIONS
EMS = Emergency Battery - Selectable Power
— Features: Low Voltage / Illuminated Test Switch
— Universal Input Voltage: 120/277V 50/60Hz
— Selectable Power: 10W / 15W / 20W
— Illumination Time: ≥ 90 Minutes
— Recharge Time: ≥ 24 Hours
— Temp Rating: 32°F~122°F
— Field Installation: UL924 / CSA C22.2 NO.141

