

BWR

Corrosion Resistant Direct Linear Ambient LED Luminaire

We reserve the right to revise the design or components of any product without notice.

CATALOG #		TYPE
PROJECT/LOCATION		
APPROVED BY		

SPECIFICATIONS

- **MINIMUM ORDER QUANTITY — 100pcs**
- **DRIVER** — Universal Voltage (120-277v) electronic driver with 0-10V dimming.
- **HOUSING** — Corrosion Resistant Extruded Aluminum Body.
- **FINISH** — High Reflectance Baked White Enamel Finish.
- **LENS** — Flame Retardant, Polycarbonate Opal White Lens is standard. Optional Polycarbonate Clear Lens is also available.
- **LIGHT ENGINE** — Light Emitting Diode available in 3000K - 5000K Range.
- **SENSOR** — Integral Motion Sensor available.
- **MOUNTING** — Standard Surface Mount via Quick-Mount Clip for easy installation. Optional Aircraft Cable Mount, Tandem Mount, and Wall Mount.
- **SUPPLY ACCESS** — Knockouts located on back and end of housing.
- **AMBIENT TEMP** — -22°F to +104°F.
- **LIFETIME** — 50,000+ Hour LED Life Expectancy.
- **COMPLIANCE** — Built to comply with U.S. and Canadian Safety Standards. Damp Location Rated.
- **WARRANTY** — 5-Year Limited Warranty.



ORDERING INFO

Series	Size	LED Wattage	CCT	Voltage	Finish	Options

ORDERING GUIDE:

SERIES

BWR = BWR Linear Series
NOTE: BWR is a Special Order Product with a 100pcs Minimum Order Quantity. Consult Factory for Pricing.

SIZE

- 2 = 2-Foot — 24" L x 4" W x 3 3/8" D
- 4 = 4-Foot — 48" L x 4" W x 3 3/8" D

LED WATTAGE

*Delivered Lumen Values Based on 5K CCT
LED15 = 15 Watt LED (For 2-Foot Only)
 — 135lm/w | 2025 Delivered Lumens
LED30 = 30 Watt LED (For 4-Foot Only)
 — 135lm/w | 4,050 Delivered Lumens
LED40 = 40 Watt LED (For 4-Foot Only)
 — 135lm/w | 5,400 Delivered Lumens
LED50 = 50 Watt LED (For 4-Foot Only)
 — 130lm/w | 6,500 Delivered Lumens

LED COLOR TEMPERATURE (CCT)

- 3K = ±3000K range LED
- 35K = ±3500K range LED
- 4K = ±4000K range LED
- 5K = ±5000K range LED

VOLTAGE

- 347 = 347 Volt
- 480 = 480 Volt
- UNV = Universal Volt (120-277v) Driver
 — 0-10V Low Voltage Dimming is Standard

FINISH

- WH = White Finish — Standard

MOUNTING OPTIONS

- ACM = Aircraft Cable Mount
 — 40" Cable / Two Canopies
 — 40" 5W White Power Cord
- SM = Surface Mount — STANDARD
- TDM = Tandem Mount
- WM = Wall Mount

CONTROL OPTIONS

Note: See Accessory Options for Required Remote Controller
BLDA = Bi-Level Dimming | Motion Sensor Integral³
 — Ambient Light Sensing Feature (AMB)
 — Microwave / Single Feed / 120/277V Only
 — Standby Dim Level Presets:
 10% / 20% / 30% (Standard) / 50%
 — Bi-Level Control Initiated at AMB Light Level Preset

MISC OPTIONS

- PCL = Polycarbonate Clear Lens

EMERGENCY / BATTERY OPTIONS^{3,5}

No onsite Emergency Power (AC or DC) is provided

Meets California Energy Commission Title 20:
 (CEC-400-2014-009-CMF) Efficiency Standards

- EL10W = Integral LED 10 Watt
 — Not Compatible with 2-Foot Model

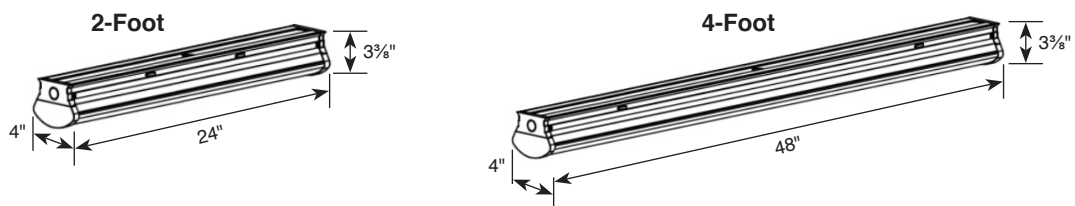
ACCESSORY OPTIONS (order as a separate line)

- REMT = Remote Controller for Sensor Options

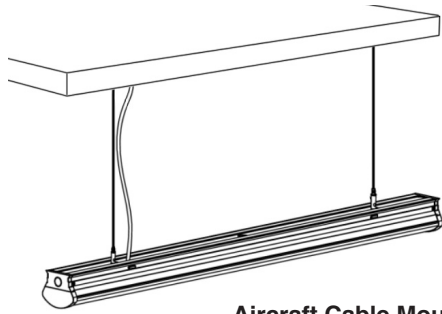
NOTES:

- ³ Consult Factory for additional Emergency options not shown
- ²⁰ Max mounting height of fixture is 18' (18 feet)
- ⁵ Final selection of the Battery Pack under discretion of Factory

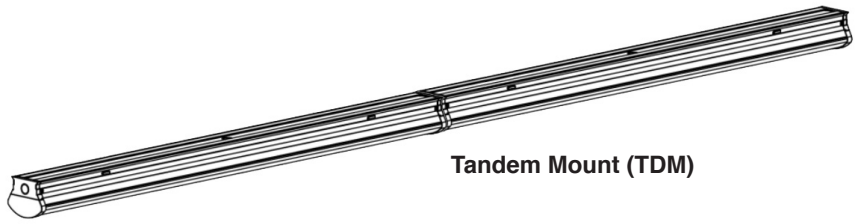
DIMENSIONS



OPTIONS



Aircraft Cable Mount (ACM)



Tandem Mount (TDM)



Motion Sensor



PHOTOMETRIC DATA

Test # *STC-BWR430W5K*

CATALOGUE #: *BWR-4-LED30-5K*

Test Date: 6/25/2018— Tested in accordance with LM-79-80. The results contained in this summary report pertain only to the tested sample.

Summary of Results						
Lamp Output	Lumen Efficacy	Input Voltage	Input Wattage	Power Factor	Color Temp	CRI
4059 Lumens	133.1 LPW	120.0V	30.5W	0.88	5000K	82

